

How Bayesian Persuasion can Help Reduce Illegal Parking and Other Socially Undesirable Behavior

Penélope Hernández and Zvika Neeman

October 23, 2018

Abstract

We consider the question of how best to allocate enforcement resources across different locations with the goal of deterring unwanted behaviour. We rely on “Bayesian persuasion” to improve deterrence. Our approach is distinguished by the following five features: (1) we consider a problem in which the principal has to allocate resources and then send messages (persuade) rather than just persuade. (2) Messages are received by drivers in n different neighborhoods, so persuasion is with respect to multiple audiences. (3) The problem is a “constrained convexification” rather than just a convexification problem, where the constraints are due to resource and probability restrictions. This implies that convexification may be partial rather than complete as is usually the case in Bayesian persuasion models. (4) Even though the basic problem is not linear, we show that it can be cast as a linear programming problem. Finally, (5) we characterize the number of messages needed in order to obtain the optimal solution, and describe conditions under which it is possible to explicitly solve the problem with only two messages.

1 Introduction

This paper addresses the question of how best to allocate enforcement resources across different locations with the goal of deterring unwanted behaviour. The novelty in our approach is that we employ the techniques of “Bayesian persuasion,” namely the use of carefully disseminated communication, in order to maximize deterrence. To fix ideas and simplify the presentation, we focus on the problem of how to allocate resources in order to reduce the extent of illegal parking. However, the same model can also be applied to other types of socially undesirable behaviour such as speeding, tax evasion, vandalism, etc.

Suppose that a principal observes the realized amount of enforcement resources available and decides how to allocate them across $N \geq 1$ different neighborhoods or locations. It can send messages about the amount of realized resources and their allocation. For example, these messages can be displayed on the city’s website, or on electronic street signs. Drivers in each one of the N neighborhoods observe these messages and decide whether or not to park illegally.

The problem analyzed here has a number of special features that distinguish it from the literature on Bayesian persuasion (see Kamenica and Gentzkow, 2011, and

subsequent literature). First, we consider a problem in which the principal has to allocate resources and then send messages (persuade) rather than just persuade.

Second, messages are received by drivers in N different neighborhoods, so persuasion is with respect to multiple audiences.

The problem is written as a problem of the minimization of social cost subject to a set of constraints that combine both the distribution of resources and the probabilities with which different that messages are sent.

Our first result states that allocations satisfying a so called “Optimal Ratio Rule” achieve as good an outcome as any other allocation with the same set of messages and probabilities. This rule allocates available enforcement resources proportionally to the deterrence thresholds in those neighbourhoods where deterrence is achieved. Consequently, the problem can be recast as a problem of pure “persuasion” where social cost is minimized subject to the usual probability constraint and deterrence constraints that depend on the Optimal Ratio Rule.

Bayesian persuasion can be viewed as picking the optimal distribution from of the set of distributions of posterior expectations of resources that preserve the mean of the distribution of resources. The deterrence constraints imply that in our setting the “space of messages” can induce only a strict subset of this set of distributions.¹ The fact that in our setting convexification is constrained in this way implies that our problem is a “constrained convexification” rather than just a convexification problem. Consequently, third, in our problem convexification may be partial rather than complete as is usually the case in Bayesian persuasion problems. We provide conditions under which this is the case.

Fourth, another consequence of the Optimal Ratio Rule is that even though the basic problem is not linear, it can nevertheless be cast as a linear programming problem.

Finally, fifth, we characterize the number of messages needed in order to obtain the optimal solution, and describe interpretable conditions under which it is possible to explicitly solve the problem with only two messages: “high” and “low” that indicate that the amount of expected resources is high and low, respectively. The message “low” may be interpreted as a moratorium on parking enforcement in some clearly defined situations. Our results indicate that such a moratorium can be an important part of an optimal enforcement policy. Intuitively, such a moratorium improves overall deterrence because it is possible to achieve stronger deterrence when it is not applied.²

The question of how to allocate resources in order to achieve deterrence is typically analyzed in the context of what is known as a “security game.” A security game is a two-player, possibly zero-sum, simultaneous-move game in which an attacker has to decide where to strike while a defender has to decide where to allocate its limited defense resources.³ Analysis of such games has been applied by political scientists to the question of how to defend against terrorist attacks (Powell, 2007), and by computer

¹Gentzkow and Kamenica (2016) and Kolotilin (2017) characterize feasible distributions of posterior expectations or beliefs in somewhat different settings. Le Treust and Tomala (2017) analyze a different problem of constrained convexification.

²Indeed, casual empiricism suggests that local governments occasionally experiment with such moratoriums. For example, it is supposedly well known and certainly widely believed among residents of Tel Aviv that the city does not enforce parking violations from Friday to Saturday evenings as well as from the evening before to the evening of state holidays.

³The fact that in our formulation, the attacker responds only after observing the defender’s signal turns our game into a sequential rather than a simultaneous move game.

scientists to a host of related issues (see Tambe, 2011, and the references therein). Security games are closely related to Colonel Blotto games (Borel, 1921; Roberson, 2006; Hart, 2008). These are zero-sum simultaneous-move two-player games in which players allocate a given number of divisions to n different battlefields. Each battlefield is won by the player who allocated a larger number of divisions there, and the player who wins a larger number of battlefields wins the game. As explained above, we consider a security game in which there is uncertainty about the amount of resources available to the defender, with an added stage in which the defender can send a message about the state of the world.⁴

The question addressed here of how to allocate a given amount of law enforcement resources is different from, and complementary to, the questions famously posed by Becker (1968) about how much resources should be allocated to law enforcement and how to divide these resources between enforcement effort that increases the probability that the offender is caught and the penalty imposed on the offender if caught. Polinsky and Shavell (2000) provide a survey of the theoretical literature on the optimal form of enforcement, and Chalfin and McCrary (forthcoming) provide a survey of the relevant empirical literature.

Within the law and economics literature, the two papers that are most closely related to our work are by Lando and Shavell (2004) and Eeckhout et al. (2010) who both consider the question of how to allocate enforcement resources. Both papers show that it may be beneficial to concentrate enforcement on a subset of the population. The following example illustrates their idea. Suppose that deterrence of the entire population requires 10 units of resources, but only 5 units are available. In this case, allocation of the 5 units of resources across the entire population fails to achieve deterrence, but concentration of the 5 units on half of the population (say, on those with lightly colored eyes) successfully deters this half. Our paper is more general in that we consider any number of neighborhoods, we add uncertainty, and we consider the question of how to further improve deterrence through Bayesian persuasion, or communication.

Finally, there is a game theoretic literature that started with Aumann and Maschler (1995) that studies how a sender of information can affect a receiver’s beliefs and thereby induce it to act in a way that benefits the sender.⁵ Crawford and Sobel (1982) famously addressed this question under the assumption that the sender lacks commitment ability. For a survey of the subsequent literature without commitment, see Sobel (2013). Others have considered this question in a mechanism design framework (e.g., Glazer and Rubinstein, 2004; Bose and Renou, 2017), with the possibility of sequential or “long” communication (e.g., Aumann and Hart, 2003; Forges and Koessler, 2005, 2008), and as part of the more general question of how to design information structures (see Bergemann and Morris, 2019, for a survey of this literature).

The paper proceeds as follows. The model is presented in Section 2. Section 3 describes the Optimal Ratio Rule and its implications. Section 4 introduces two lemmas that generalize a famous lemma of Aumann and Maschler (1995, p. 25) that are useful for subsequent analysis. Section 5 considers the case of “monotone” problems. In Section 6 we explain the sense in which the problem is a constrained convexification problem.

⁴Rabinovich et al. (2015) and Xu et al. (2016) have also studied a security game with messages, but in a very different setting.

⁵Aumann and Maschler’s work on this subject dates back to the 1960s, but the book in which their work appears was only published in 1995.

In Section 7, we briefly address the issue of dynamics, or deterrence over time. Finally, Section 8 concludes with a brief discussion of the practicability of our approach.

2 Model

Consider a city with $N \geq 1$ different neighborhoods. Illegal parking is a problem in all of these neighborhoods. The city determines the amount of resources devoted to enforcement in each neighborhood out of the total amount of available resources, denoted r . The amount of available resources is uncertain. We assume that $r = r_k$, $k \in \{1, \dots, K\}$, with probability π_k , respectively, where $0 \leq r_1 < \dots < r_K$ and $\sum_{k=1}^K \pi_k = 1$. We treat the distribution of resources as exogenously given, but it may obviously depend on the city's decisions, and provides another dimension on which to optimize the allocation of resources. We discuss two ways of endogenizing the distribution of resources in Section 7 below.

We refer to k as the state of the world. The city knows the realization of the state of the world k and hence also the realization r_k , but drivers only know the distribution $\pi = (\pi_1, \dots, \pi_K)$.

As explained above, we assume that the city may disseminate information about its enforcement effort. We model this possibility by assuming that the city may send a message $m \in \{1, \dots, M\}$ about the state of the world k .⁶ The probability that the city sends message m in state k is denoted by $p_k(m) = \Pr(m|k)$. It follows that

$$p_k(m) \geq 0 \text{ for every } k \text{ and } m, \text{ and } \sum_{m=1}^M p_k(m) = 1 \text{ for every } k. \quad (1)$$

The posterior belief that drivers have over the state of the world k upon receiving the message m is denoted

$$\Pr(k|m) = \frac{p_k(m) \pi(k)}{\sum_{k'=1}^K p_{k'}(m) \pi(k')}. \quad (2)$$

Denote the amount of resources allocated to enforcement in neighborhood i in state k when the city sends the message m by $a_k^i(m)$.⁷ If message m is sent with probability zero in state k , then $a_k^i(m) \equiv 0$ for every location i .

The city chooses the amounts $a_k^i(m)$ subject to its resource constraint. In every state $k \in \{1, \dots, K\}$,

$$\sum_{i=1}^N a_k^i(m) \leq r_k \quad (3)$$

for every message $m \in \{1, \dots, M\}$.⁸

⁶“No signal” is also a signal.

⁷We show below that conditioning the level of enforcement on the signal on top of just the state of the world may contribute to deterrence.

⁸Observe that there is no need to also sum over the messages in the resource constraint because the constraint only requires that resources add up to no more than what is available given a state of the world and the fact that a specific given message has been sent.

For example, if there are just two locations, just two messages m and m' , and r_k units are available in state k , then we need to require that $a_k^1(m) + a_k^2(m) \leq r_k$ and $a_k^1(m') + a_k^2(m') \leq r_k$ rather than the weaker requirement that $p_k(m) (a_k^1(m) + a_k^2(m)) + p_k(m') (a_k^1(m') + a_k^2(m')) \leq r_k$ because the city may allocate the entire amount of available resources r_k upon sending any message m .

The objective of the city is to allocate the amounts of enforcement resources $\{a_k^i(m)\}$ and send the messages $m \in \{1, \dots, M\}$ with probabilities $\{p_k(m)\}$ so as to minimize the extent of illegal parking. The measure of illegal parking in each neighborhood i is given by a function $q^i(a^i(m))$ that is decreasing in the expected amount of enforcement resources $a^i(m) \equiv \sum_{k=1}^K a_k^i(m) \Pr(k|m)$ in that neighborhood given message m .

The total amount of allocated resources conditional on message m is denoted $a(m) \equiv \sum_{i=1}^N a^i(m)$. The resource constraint implies that

$$a(m) \leq r(m) \equiv \sum_{k=1}^K r_k \Pr(k|m)$$

where $r(m)$ denotes the expected amount of enforcement resources available conditional on message m . If the city allocates all the available resources, then $a(m) = r(m)$ for every message m .

For simplicity, we focus on the special case where the measure of illegal parking in each neighborhood q^i is given by a threshold function.⁹ Namely, there exists some threshold τ^i such that

$$q^i(a^i(m)) = \begin{cases} 1 & \text{if } a^i(m) < \tau^i \\ 0 & \text{if } \tau^i \leq a^i(m) \end{cases} .$$

Hence, the city's objective is to allocate the amounts of enforcement resources $\{a_k^i(m)\}$ and send messages with probabilities $\{p_k(m)\}$ so as to minimize the expected social cost of illegal parking as given by

$$\min_{\{a_k^i(m)\}, \{p_k(m)\}} \sum_{k=1}^K \sum_{m=1}^M \sum_{i=1}^N q^i(a^i(m)) s^i p_k(m) \pi_k \quad (4)$$

where s^i , $i \in \{1, \dots, n\}$, denotes the social disutility generated by illegal parking in neighborhood i , subject to the resource constraint (2) and the constraints imposed by the fact that the $p_k(m)$'s are probabilities (1).

Importantly, we assume that the city can commit to its strategy. That is, it determines the allocation and probabilities $\{a_k^i(m)\}, \{p_k(m)\}$. Then, it observes the state of the world k and draws a message m that is transmitted to drivers using the probabilities $\{p_k(\cdot)\}$. There can be no effective persuasion as described here without an ability to commit. We believe that in the context of the problem studied here, of a central authority that seeks to deter socially unwanted behavior, the ability to commit is a reasonable assumption. This is because it is reasonable to expect that the central authority would be closely monitored by the media, who would alert the public in case the central authority deviates from its strategy. The short term benefit from deviation

⁹An individual driver who is deterred from illegal parking if the probability of a fine is above a certain threshold employs a threshold rule. A continuum of drivers whose thresholds are distributed according to some continuous distribution function would induce a continuous function q_i . The assumption that q_i is a threshold function greatly simplifies the discussion and description of the solution because it permits an easy identification of the inflection point that is necessary for effective convexification. If the functions q_i are not threshold functions, then it is still possible to solve the problem as described here, but it would be more difficult to explicitly identify the inflection points necessary for effective convexification. The Optimal Ratio Rule would be a lot more cumbersome and the disutility function $D(r)$ that is described below would not be a step function without this assumption.

is surely smaller than the long term benefit from maintaining deterrence, so a patient central authority has an interest to maintain its ability to commit.¹⁰

Observe that the constraints (1) and (2) are linear in resources $\{a_k^i(m)\}$ and probabilities $\{p_k(m)\}$, but the objective function (3) is non-linear both because $q^i(a^i(m))$ is a non-linear function of $a^i(m)$ and because $a^i(m)$ itself is a non-linear function of the probabilities $\{p_k(m)\}$.

Alternatively, it is also useful to consider the city's problem as how to allocate the amounts of enforcement resources $\{a_k^i(m)\}$ and send messages with probabilities $\{p_k(m)\}$ so as to maximize expected weighted deterrence as given by

$$\max_{\{a_k^i(m)\}, \{p_k(m)\}} \sum_{k=1}^K \sum_{m=1}^M \sum_{i=1}^N d^i(a^i(m)) s^i p_k(m) \pi_k \quad (5)$$

where the function $d^i(a^i(m)) = 1 - q^i(a^i(m))$ describes the strength of deterrence and s^i is interpreted as the benefit of deterrence in neighborhood i (which is equal to the decrease in social distutility). Again, the constraints (1) and (2) are linear in $\{a_k^i(m)\}$ and $\{p_k(m)\}$, but the objective function (5) is not.

It is helpful to represent the allocation of resources in matrix form, as shown in the next example. Suppose that there are three locations and three states of the world. The allocation of resources is given by:

π_1	$a_1^1(m)$	$a_1^2(m)$	$a_1^3(m)$	r_1
π_2	$a_2^1(m)$	$a_2^2(m)$	$a_2^3(m)$	r_2
π_3	$a_3^1(m)$	$a_3^2(m)$	$a_3^3(m)$	r_3
	τ^1	τ^2	τ^3	

If no messages are sent, then we may denote $m = \emptyset$; if the message sent reveals the state of the world, then we may denote $m = m_j$ in row j of the matrix.

The case where two messages m_1 and m_2 are sent is represented as follows:

π_1	$a_1^1(m_1)$	$a_1^2(m_1)$	$a_1^3(m_1)$	r_1
π_2	$a_2^1(m_1)$	$a_2^2(m_1)$	$a_2^3(m_1)$	r_2
	$a_2^1(m_2)$	$a_2^2(m_2)$	$a_2^3(m_2)$	
π_3	$a_3^1(m_2)$	$a_3^2(m_2)$	$a_3^3(m_2)$	r_3
	τ^1	τ^2	τ^3	

Message m_1 is sent in states 1 and 2, and message m_2 is sent in states 2 and 3. This example clarifies the reason that not allowing the allocation to depend on the message sent involves a loss of generality: it does not allow the city to sometimes deter only in neighborhoods 1 and 2 in state 2 (when it sends the message m_1), and sometimes deter in neighborhoods 1, 2, 3 (when it sends the message m_2). This is something that the city may benefit from if the amount of resources available in state 3 permits deterrence in neighborhoods 1, 2, 3 ($r_3 > \tau_1 + \tau_2 + \tau_3$) but the amount available in states 1 and 2 only permits deterrence in neighborhoods 1 and 2.

¹⁰See Best and Quigley (2017) for a model of persuasion where concerns about future credibility are the sole source of commitment.

The next example, which is similar to an example in Kamenica and Gentzkow (2011), shows that the city may be able to decrease the extent of illegal parking by disseminating information about the realizations of the amount of enforcement effort $\{a_k^i(m)\}$.

Example 1. Consider a city with one neighborhood. Suppose that drivers park illegally if they perceive the expected amount of enforcement to be smaller than $\tau_1 = 2/5$. Suppose that resources are given by $(r_1, r_2) = (0, 1)$ with probabilities $(\pi_1, \pi_2) = (\frac{2}{3}, \frac{1}{3})$, respectively, and that the social cost of illegal parking is $s_1 = 1$. The fact that there is only one neighborhood greatly simplifies the problem of how to allocate the amount of enforcement efforts $\{a_k^i\}$. The city cannot do better than simply allocate its entire enforcement resources in every state of the world to this single neighborhood, so that if the city sends no message, then $a_1^1 = 0$ and $a_2^1 = 1$ (the index m is omitted). All this information is represented in matrix form as follows:

$$\begin{array}{c} \frac{2}{3} \\ \frac{1}{3} \\ \frac{1}{3} \end{array} \begin{array}{|c|} \hline 0 \\ \hline 1 \\ \hline \end{array} \begin{array}{c} 0 \\ 1 \end{array}$$

If the city disseminates no information about the state of the world, then drivers park illegally because the expected amount of enforcement is only

$$\frac{2}{3} \cdot a_1^1 + \frac{1}{3} \cdot a_2^1 = \frac{1}{3},$$

which is smaller than the critical threshold $\tau_1 = 2/5$. The expected social cost of illegal parking in this case is 1.

The city can do better by fully revealing the state of the world to the drivers. In this case, when the state of the world is $k = 1$, drivers would realize that there is no enforcement because $a_1^1 = 0$ and would park illegally, but when the state of the world is $k = 2$, drivers would be deterred from parking illegally because $a_2^1 = 1$, which implies that the expected social cost of illegal parking in this case is

$$\frac{2}{3} \cdot 1 + \frac{1}{3} \cdot 0 = \frac{2}{3}.$$

The city can do even better by providing partial information about the state of the world as follows: when $k = 2$ it sends the message H , and when $k = 1$, it sends messages H and L with probability $1/2$ each. When drivers receive the message L they know that $k = 1$ and so the amount of enforcement is $a_1^1(L) = 0$ and so they park illegally. However, when they receive the message H , their posterior belief about the amount of enforcement is

$$\begin{aligned} a^1(H) &= \frac{p_1(H)\pi_1}{p_1(H)\pi_1 + p_2(H)\pi_2} \cdot a_1^1(H) + \frac{p_2(H)\pi_2}{p_1(H)\pi_1 + p_2(H)\pi_2} \cdot a_2^1(H) \\ &= \frac{\frac{1}{2} \cdot \frac{2}{3}}{\frac{1}{2} \cdot \frac{2}{3} + 1 \cdot \frac{1}{3}} \cdot a_1^1(H) + \frac{1 \cdot \frac{1}{3}}{\frac{1}{2} \cdot \frac{2}{3} + 1 \cdot \frac{1}{3}} \cdot a_2^1(H) \\ &= \frac{1}{2} \cdot 0 + \frac{1}{2} \cdot 1 \\ &= \frac{1}{2}. \end{aligned}$$

The fact that this posterior belief is larger than the critical threshold $\tau_1 = 2/5$ implies that drivers don't park illegally. This signaling strategy further decreases the expected

social cost of illegal parking from $\frac{2}{3}$ to the probability that the city sends the signal L , or to¹¹

$$\frac{2}{3} \cdot \frac{1}{2} + \frac{1}{3} \cdot 0 = \frac{1}{3}.$$

■

It is also possible to illustrate by example that the optimal allocation of enforcement resources depends on whether the city is able to disseminate information or not: a city that can disseminate information about its enforcement allocates its resources differently than a city that does not. The reason that this is so is clarified in the general analysis below, so we do not provide a specific example for this.

3 The Optimal Ratio Rule

For any probabilities and allocations $p_k(m)$ and $\{a_k^i(m)\}$, each message m achieves deterrence on some set of locations $S(m) \subseteq \{1, \dots, N\}$. We may thus identify each message m with the set $S(m)$ on which it deters provided we add the following deterrence constraint:

$$a^i(m) \equiv \sum_{k=1}^K a_k^i(m) \Pr(k|m) \geq \tau^i \quad (6)$$

for every location $i \in S(m)$, and for every message $m \in M \equiv 2^{\{1, \dots, N\}}$ that is sent with a positive probability. The set of messages includes a message that achieves no deterrence (or that achieves deterrence on the empty set, $\emptyset \in M$). And no loss of generality is implied by the assumption that exactly one message deters on any given set of locations.¹²

The identification of messages with the set of locations on which they achieve deterrence clarifies that persuasion, or the sending of messages, can only be useful if there is some underlying uncertainty.

Proposition 1. *Persuasion is ineffective without true underlying uncertainty. If there is only one state of the world, then there exists an optimal solution that does not involve (non-trivial) persuasion.*

Proof. Suppose that there is only one state of the world. Optimality requires that in this state a message m_1 that is such that $S(m_1)$ maximizes the value of deterrence is sent with probability one. Sending another message m_2 that induces the same or less deterrence is either unnecessary or strictly worse.

$$\pi_1 \begin{bmatrix} \frac{a_2^1(m_1)}{\tau^1} & \frac{a_2^2(m_1)}{\tau^2} & \frac{a_2^3(m_1)}{\tau^3} \\ \frac{a_2^1(m_2)}{\tau^1} & \frac{a_2^2(m_2)}{\tau^2} & \frac{a_2^3(m_2)}{\tau^3} \end{bmatrix} r_1$$

¹¹The city can decrease the expected social cost of illegal parking even further to $\frac{1}{6}$ by sending the signals L and H with probabilities $\frac{1}{4}$ and $\frac{3}{4}$, respectively, when $k = 1$ and just the signal H when $k = 2$. This is the lowest possible value of the expected social cost in this example.

¹²This is because if two messages m and m' deter on the same set of locations then they can be merged into one message $m \cup m'$.

■

The next result shows that no loss of generality is implied by restricting attention to a specific class of allocations of resources.

Proposition 2 (the “Optimal Ratio Rule”). *Given probabilities $\{p_k(m)\}$ and an allocation $\{a_k^i(m)\}$, the same probabilities together with the allocation $\{(a_k^i)^*(m)\}$ such that:*

For every state k , for every message m that is sent with a positive probability at k , and for every location $i \in S(m)$,

$$(a_k^i)^*(m) = \frac{\tau^i r_k}{\sum_{j \in S(m)} \tau^j};$$

and for every location $i \notin S(m)$, or messages m that are sent with probability zero,

$$(a_k^i)^*(m) = 0;$$

achieves equal or better deterrence than $\{a_k^i(m)\}$.

Proof. Fix probabilities $\{p_k(m)\}$ and an allocation $\{a_k^i(m)\}$. For every location $i \in S(m)$ that is deterred by message m ,

$$a^i(m) = \sum_{k=1}^K \Pr(k|m) a_k^i(m) \geq \tau^i.$$

Summing over $i \in S(m)$ and changing the order of summation yields

$$\begin{aligned} \sum_{i \in S(m)} \tau^i &\leq \sum_{i \in S(m)} \sum_{k=1}^K \Pr(k|m) a_k^i(m) \\ &\leq \sum_{k=1}^K \Pr(k|m) \sum_{i \in S(m)} a_k^i(m) \\ &\leq \sum_{k=1}^K \Pr(k|m) r_k \end{aligned}$$

where the last inequality follows from feasibility (1).

It therefore follows that

$$\tau^i \leq \sum_{k=1}^K \Pr(k|m) \frac{\tau^i r_k}{\sum_{j \in S(m)} \tau^j}$$

and so the allocation $(a_k^i)^*(m) = \frac{\tau^i r_k}{\sum_{j \in S(m)} \tau^j}$ for every $i \in S(m)$, state k , and message m , and $(a_k^i)^*(m) = 0$ for every $i \in \{1, \dots, N\} \setminus S(m)$, state k , and message m , also achieves deterrence of the set $S(m)$. ■

The next example illustrates the intuition for this result.

Example 2. Consider the case in which the city has three neighborhoods with the corresponding thresholds $\tau^1 = 2$, $\tau^2 = 3$ and $\tau^3 = 4$. There are three equally likely states, with the resources $r_1 = 1$, $r_2 = 8$ and $r_3 = 14$, respectively. The city allocates its resources and sends two messages m_1 and m_2 as depicted in the following matrix:

$\frac{1}{3}$	$1-p$	1	$-$	$-$	$-$	1
	p	1				
$\frac{1}{3}$		2	3	5		10
$\frac{1}{3}$		3	6	5		14
		2	3	4		

Message m_1 is sent in state 1 with probability $1 - p$, and message m_2 is sent in state 1 with probability p , and in states 2 and 3.

The city achieves deterrence with message m_2 but not with message m_1 . Thus, a larger probability p implies a larger probability of deterrence, but if p is too large, then the city loses deterrence in the third location. The maximum probability p that allows the city to deter in all three locations is $p = \frac{1}{2}$. The overall probability of deterrence (in all three locations) with this probability $p = \frac{1}{2}$ is $\frac{1}{3} \cdot \frac{1}{2} + \frac{1}{3} + \frac{1}{3} = \frac{5}{6}$.

If however the city allocates its enforcement resources proportionally to the deterrence thresholds in the three locations as implied by the Optimal Ratio Rule, then it can achieve more deterrence. The allocation according to the Optimal Ratio Rule is depicted in the following matrix:

$\frac{1}{3}$	$1-p$	1	$-$	$-$	$-$	1
	p	$\frac{2}{9} \times 1$	$\frac{3}{9} \times 1$	$\frac{4}{9} \times 1$		
$\frac{1}{3}$		$\frac{2}{9} \times 10$	$\frac{3}{9} \times 10$	$\frac{4}{9} \times 10$		10
$\frac{1}{3}$		$\frac{2}{9} \times 14$	$\frac{3}{9} \times 14$	$\frac{4}{9} \times 10$		14
		2	3	4		

With this allocation, the city can set $p = \frac{3}{4}$ and achieve deterrence in all three locations with probability $\frac{1}{3} \cdot \frac{3}{4} + \frac{1}{3} + \frac{1}{3} = \frac{11}{12}$. ■

The Optimal Ratio Rule implies that the problem can be recast as a problem of choosing the probabilities $\{p_k(m)\}$ so as to minimize the expected social cost of illegal parking, subject to the probability constraints (1) and the deterrence constraint (6) applied to $\{(a_k^i)^*(m)\}$ as follows:

$$\min_{\{p_k(m)\}} \sum_{k=1}^K \sum_{m=1}^M \sum_{i \in \{1, \dots, N\} \setminus S(m)} s^i p_k(m) \pi_k \quad (7)$$

subject to the probability constraints (1) and the deterrence constraint:

$$(a^i)^*(m) \equiv \sum_{k=1}^K (a_k^i)^*(m) \Pr(k|m) \geq \tau^i \quad (8)$$

for every message $m \in M$ that is sent with a positive probability, and for every location $i \in S(m)$.¹³

¹³It may be more natural to think of the problem as maximize expected weighted deterrence

$$\max_{\{p_k(m)\}} \sum_{k=1}^K \sum_{m=1}^M \sum_{i \in S(m)} s^i p_k(m) \pi_k$$

subject to the same constraints.

The objective function (7) is linear, but the deterrence constraint is not because the conditional probabilities $\Pr(k|m)$ are not linear in the probabilities $\{p_k(m)\}$, and because the constraint is only imposed on messages that are sent with a positive probability rather than on all messages. Nevertheless, as shown by the next proposition, the problem can be recast as a linear programming problem.

Corollary. *The problem \min (4) subject to the probability and resource constraints (1) and (3), respectively, can be recast as the linear programming problem:*

$$\min_{\{p_k(m)\}} \sum_{k=1}^K \sum_{m=1}^M \sum_{i \in \{1, \dots, N\} \setminus S(m)} s^i p_k(m) \pi_k \quad (9)$$

subject to the probability constraints (1) and the deterrence constraints:

$$\sum_{k=1}^K p_k(m) \pi(k) (a_k^i)^*(m) \geq \tau^i \sum_{k=1}^K p_k(m) \pi(k) \quad (10)$$

for every message $m \in M$ and neighborhood $i \in S(m)$.

Proof. The problem \max (9) subject to the probability and deterrence constraints (1) and (10) is a linear programming problem. The objective function (9) is obtained from (4) upon substitution of the resources according to the Optimal Ratio Rule. The deterrence constraints (10) are obtained from the deterrence constraints (8) upon multiplication of both the right- and left-hand-sides of the constraint by the denominator of the conditional probability $\Pr(k|m) = \frac{p_k(m)\pi(k)}{\sum_{k'=1}^K p_{k'}(m)\pi(k')}$. The deterrence constraints can be imposed on all messages because for messages that are not sent with a positive probability in $p_k(m) = 0$, which trivially satisfies the deterrence constraint. ■

The result that the problem can be recast as a linear programming problem is useful because there are several well known algorithms for solving linear programming problems that work very well in practice. We do not think that the type of problem described here is likely to be very large in practice anyway, but another advantage of linear programming problems is that they can be solved in time that is polynomial in the size of the input of the problem. However, here, the size of the input is the product of the number of states and the number of messages, $k \times 2^N$, which is exponential in the number of locations, N .

4 “Splitting”

From the Optimal Ratio Rule, we know how the total available resources should be allocated across the different locations in the set $S(m)$ when message m is sent in state k . Obviously, the decision of whether to send any message m (that deters on $S(m)$) in state k depends on the total amount of resources available in state k , as well as on the city’s persuasion or signaling objectives.

Each message m induces a belief about the posterior expectation of resources, and so a message policy, in which different messages are sent with different probabilities

in different states of the world induces a distribution of posterior expectations of resources. The expected amount of resources $E[r]$ is thus “split” into different posterior expectations $r(m) \equiv \sum_{k=1}^K p(k|m) r_k$ that are each realized with the probability $\Pr(m) \equiv \sum_{k=1}^K p_k(m) \pi_k$ with which message m is sent such that¹⁴

$$E[r] = \sum_{m=1}^M \Pr(m) \cdot r(m).$$

The next figure provides a schematic description of such a split, where message m is sent in states 1, 2, 3 and message m' is sent in states r_{K-2}, r_{K-1}, r_K . For simplicity, other states and messages are not depicted in this figure.

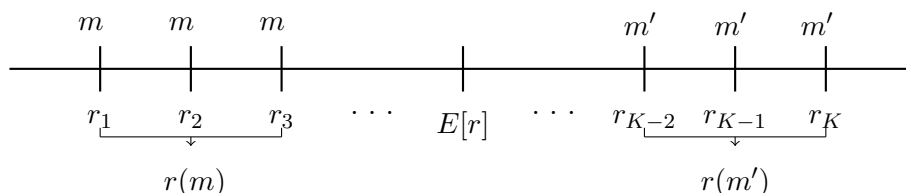


Figure 1: A schematic description of splitting

The objective of Bayesian persuasion is to pick the optimal “split,” or distribution, from of the set of distributions of posterior expectations of resources that preserve the mean of the distribution of resources as mentioned in the introduction.

In this section we provide three useful results about splitting.

A well known Lemma of Aumann and Maschler (1995) provides a first useful result about splitting. For completeness, we state it below in a way that is adapted to our model.

Lemma 1. (Aumann and Maschler, 1995, p. 25) *Let $k = 2$ and*

$$r_1 \leq r_L < E[r] < r_H \leq r_2.$$

Then there exist messages L and H such that $r(L) = r_L$ and $r(H) = r_H$.

¹⁴Indeed,

$$\begin{aligned} \sum_{m=1}^M \Pr(m) \cdot r(m) &= \sum_{m=1}^M \Pr(m) \cdot \sum_{k=1}^K \Pr(k|m) r_k \\ &= \sum_{m=1}^M \Pr(m) \cdot \sum_{k=1}^K \frac{p_k(m) \pi_k}{\Pr(m)} r_k \\ &= \sum_{k=1}^K \sum_{m=1}^M p_k(m) \pi_k r_k \\ &= \sum_{k=1}^K \pi_k r_k \end{aligned}$$

The next lemma is a generalization of a lemma of Aumann and Maschler's lemma. Denote the posterior total expected amount of resources conditional on two messages, m and m' by

$$r(m, m') \equiv \frac{\Pr(m)}{\Pr(m) + \Pr(m')} \cdot r(m) + \frac{\Pr(m')}{\Pr(m) + \Pr(m')} \cdot r(m').$$

Lemma 2.¹⁵ *Any two messages L and H that are sent with probabilities $\Pr(L)$ and $\Pr(H)$ and that induce posterior expectations $r(L) < r(H)$, can be replaced with two messages L' and H' that induce any two posterior expectations $r(L) \leq r(L') \leq r(H') \leq r(H)$ such that:*

(1) *the overall probability of sending messages L and H is preserved, or*

$$\Pr(L) + \Pr(H) = \Pr(L') + \Pr(H'),$$

and (2) *the posterior expectation conditional on the two messages is preserved, or*

$$r(L, H) = r(L', H'),$$

without affecting any of the other messages or the probabilities with which they are sent.

Proof. Sending messages L' and H' instead of messages L and H with any conditional probabilities $\Pr(L' | L) = 1 - \Pr(H' | L)$ and $\Pr(L' | H) = 1 - \Pr(H' | H)$ preserves the overall probability of sending messages L and H and posterior expectations conditional on the two messages, $\Pr(L) + \Pr(H) = \Pr(L') + \Pr(H')$, and $r(L, H) = r(L', H')$, respectively.

Messages L' and H' induce posterior expectations $r(L) \leq r(L') < r(L, H) < r(H') \leq r(H)$ if the conditional probabilities $\Pr(L' | L)$ and $\Pr(L' | H)$ are chosen to satisfy the following two equations:

$$r(L') = \frac{\Pr(L) \Pr(L' | L) r(L) + \Pr(H) \Pr(L' | H) r(H)}{\Pr(L) \Pr(L' | L) + \Pr(H) \Pr(L' | H)}$$

and

$$r(H') = \frac{\Pr(L) \Pr(H' | L) r(L) + \Pr(H) \Pr(H' | H) r(H)}{\Pr(L) \Pr(H' | L) + \Pr(H) \Pr(H' | H)}.$$

The solution to these two linear independent equations in two unknowns is

$$\Pr(L' | L) = \frac{r(H) - r(L')}{r(H) - r(L)} \cdot \frac{\Pr(L) + \Pr(H)}{\Pr(L)} \cdot \frac{r(H') - r(L, H)}{r(H') - r(L')}$$

and

$$\Pr(L' | H) = \frac{r(L') - r(L)}{r(H) - r(L)} \cdot \frac{\Pr(L) + \Pr(H)}{\Pr(H)} \cdot \frac{r(H') - r(L, H)}{r(H') - r(L')}.$$

These two conditional probabilities lie between 0 and 1 because $\frac{\Pr(L) + \Pr(H)}{\Pr(L)} \cdot \frac{r(H') - r(L, H)}{r(H') - r(L')} = 1$ and $\frac{r(H) - r(L')}{r(H) - r(L)} \cdot \frac{\Pr(L) + \Pr(H)}{\Pr(H)} \leq 1$ if and only if $r(L') \leq r(L, H)$. ■

¹⁵Letting $k = 2$ and assuming that the city sends only two messages L and H that fully reveal the state of the world (such that $r(L) = r_1$ and $r(H) = r_2$) reproduces Aumann and Maschler's Lemma.

The next lemma provides another useful observation, which is also a generalization of the same lemma of Aumann and Maschler. This lemma characterizes the maximal distance that can be achieved between any two induced beliefs about the total expected amount of resources. This maximal distance imposes a constraint on the maximal degree of convexification that can be achieved in our problem as explained in the two sections below.

Lemma 3. *Given a distribution of resources r_1, \dots, r_K , and given any two total expected amounts of resources $r_L < E[r] < r_H$, it is possible to send two messages L and H such that*

$$r(L) = r_L \quad r(H) = r_H$$

provided that $r_1 \leq r_L$, $r_H \leq r_K$, and

$$r_L \geq \frac{\sum_{k=1}^{k'-1} \pi_k r_k + (1-p)\pi_{k'} r_{k'}}{\sum_{k=1}^{k'-1} \pi_k + (1-p)\pi_{k'}}$$

where $k' \in \{1, \dots, K\}$ and $p \in [0, 1)$ are the unique solution to:

$$r_H = \frac{\sum_{k=k'+1}^K \pi_k r_k + p\pi_{k'} r_{k'}}{\sum_{k=k'+1}^K \pi_k + p\pi_{k'}}.$$

Proof. The maximum difference between r_H and r_L is obtained when message H is sent in states $k \in \{k'+1, \dots, K\}$, message L in states $k \in \{1, \dots, k'-1\}$, and in state k' messages H and L are sent with probabilities p and $1-p$, respectively, for some state $k' \in \{1, \dots, K\}$ and probability p . The condition on r_L reflects the lowest possible value of r_L given a set value for r_H under this signaling/persuasion policy. Less extreme messages permit closer values of r_H and r_L . ■

The next example illustrates the restrictions that the distribution of resources imposes on the relationship between the induced posterior expectations about the total amount of resources available $r(H)$ and $r(L)$.

Example 3. Consider a case with three states of the world. Resources are given by $(r_1, r_2, r_3) = (0, \frac{1}{2}, 1)$ and the prior is $(\pi_1, \pi_2, \pi_3) = (\frac{1}{4}, \frac{1}{2}, \frac{1}{4})$. In this case, $E[r] = \frac{1}{2}$, and

$$r_L \geq \max \left\{ \frac{3r_H - 2}{8r_H - 5}, 0 \right\}.$$

If $\frac{1}{2} < r_H \leq \frac{2}{3}$ then r_L is unrestricted; the lowest possible value of r_L increases monotonically with $\frac{2}{3} < r_H < 1$; and if $r_H = 1$ then $r_L \geq \frac{1}{3}$.

5 The Monotone Case

We may assume without loss of generality that the locations can be ordered by their importance, or:

$$s^1 \geq s^2 \geq \dots \geq s^n.$$

In this section, we assume that deterrence thresholds can also be ranked in the same way, or:

$$\tau^1 \leq \tau^2 \leq \dots \leq \tau^n.$$

We refer to this assumption as the *monotonicity assumption*. Monotonicity allows us to completely solve the problem, but it involves a considerable loss of generality. In particular, it implies that it is also more effective to deploy resources in more important locations, or:

$$\frac{s^1}{\tau^1} \geq \frac{s^2}{\tau^2} \geq \dots \geq \frac{s^n}{\tau^n}.$$

The monotone case captures a situation where in “more important neighborhoods” as defined by the disutilities $\{s^i\}$, residents are also “better behaved” in the sense of having a lower threshold τ^i for not parking illegally. Indeed, one often hears the complaint that cities care more about law enforcement in “good” compared to “bad” neighborhoods, and it seems that people are generally harder to deter in bad compared to good neighborhoods.

It is straightforward to verify that if it is optimal to deter at location i under some message m , then it is also optimal to deter at location $j < i$. It follows that the number of messages that is needed is only $n + 1$. Namely, in the optimal solution, it is enough to restrict attention only to those messages associated with the sets $\emptyset, \{1\}, \{1, 2\}, \dots, \{1, \dots, N\}$. Moreover, the optimal solution satisfies “nesting.” Namely, the sets $S(m)$ can be nested in the sense that $n' < n''$ implies $S(\{1, \dots, n'\}) \subseteq S(\{1, \dots, n''\})$.

Monotonicity simplifies the city’s allocation problem. If the total expected amount of resources is less than τ^1 then no deterrence is possible. If the total expected amount of resources is more than τ^1 but less than $\tau^1 + \tau^2$ then it is possible to deter only in location 1, and so on. Continuing in the same way we see that devoting all the available resources to deterrence with no messages produces the following non-increasing step-function disutility:

$$D(r) = \begin{cases} \sum_{i=1}^N s^i & \text{if } 0 \leq r < \tau^1 \\ \sum_{i=n}^N s^i & \text{if } \sum_{i=1}^{n-1} \tau^i \leq r < \sum_{i=1}^n \tau^i, \quad 2 \leq n \leq N \\ 0 & \text{if } \sum_{i=1}^N \tau^i \leq r \end{cases}$$

that maps the amount of available expected resources a into disutility. The steps in the function $D(r)$ become longer and lower, as shown in Figure 2 below.

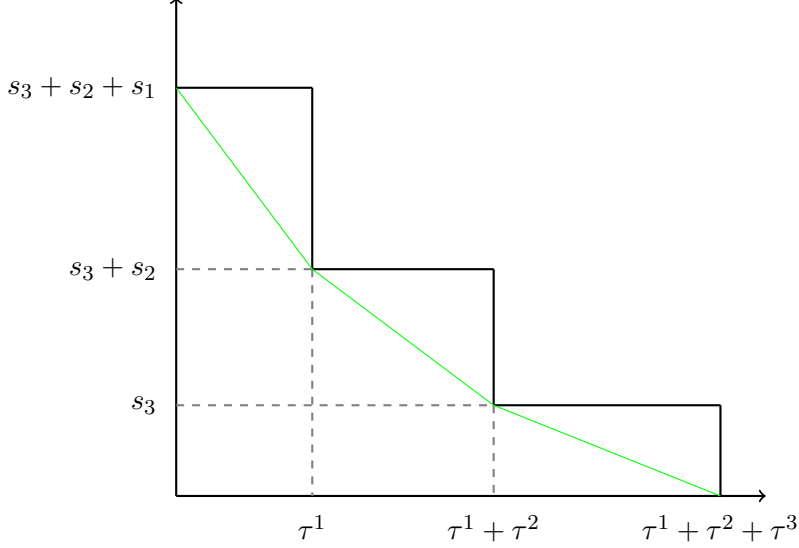


Figure 2: $D(r)$ in the monotone case

The sending of messages, signaling, or persuasion allows the city to achieve a lower disutility than $D(r)$. Recall that $r(m)$ denotes the posterior expected amount of resources conditional on message m . The value of the city's objective function when it sends messages $1, \dots, M$ with probabilities $\Pr(1), \dots, \Pr(M)$, respectively is:

$$\sum_{m=1}^M \Pr(m) \cdot D(r(m)).$$

The monotone case admits a complete solution of the city's problem with no more than two messages as follows.

Proposition 3. *Suppose that the monotonicity assumption holds. Suppose that the expected amount of resources $E[r]$ is such that $\sum_{i=1}^{n-1} \tau^i \leq E[r] < \sum_{i=1}^n \tau^i$ for some $2 \leq n < N$.¹⁶ Then, the optimal solution involves the sending of only two messages L and H such that the posterior expectation $r(H)$ is set equal to $\sum_{i=1}^n \tau^i$ if this is possible given the distribution of resources, and the posterior expectation $r(L)$ is set equal to $\sum_{i=1}^{n-1} \tau^i$ if this is possible given the distribution of resources, and as low as possible otherwise. If the distribution of resources does not allow to set $a(H) = \sum_{i=1}^n \tau^i$ then persuasion is unhelpful and no messages (or equivalently just one message) should be sent.*

Proof. The proof of Proposition 3 relies on Lemma 2. Suppose that $\sum_{i=1}^{n-1} \tau^i \leq E[r] < \sum_{i=1}^n \tau^i$ for some $2 \leq n < N$.

If a policy includes two messages L and H that induce posterior expectations $r(L) < \sum_{i=1}^{n-1} \tau^i < \sum_{i=1}^n \tau^i < r(H)$, then expected disutility can be lowered if the two messages L and H are replaced with messages L' and H' that are such that $r(L') = \sum_{i=1}^{n-1} \tau^i$ and

¹⁶If either $E[r] < \tau^1$ or $\sum_{i=1}^N \tau^i \leq E[r]$ then the problem is trivial. In the former case, no deterrence is possible, and in the latter case, full deterrence is possible with no messages.

$r(H') = \sum_{i=1}^n \tau^i$. The step structure of the disutility function $D(r)$ implies that the straight line that connects the points $(r(L'), D(r(L')))$ and $(r(H'), D(r(H')))$ lies strictly below the straight line that connects the points $(r(L), D(r(L)))$ and $(r(H), D(r(H)))$. Therefore, the expected disutility from sending messages L' and H' instead of L and H , which lies on this line at the point $r(L, H) = r(L', H')$, is lower, or

$$\frac{\Pr(L)D(r(L))}{\Pr(L) + \Pr(H)} + \frac{\Pr(H)D(r(H))}{\Pr(L) + \Pr(H)} \leq \frac{\Pr(L')D(r(L'))}{\Pr(L') + \Pr(H')} + \frac{\Pr(H')D(r(H'))}{\Pr(L') + \Pr(H')}.$$

It therefore follows that performance of this replacement of messages decreases expected social disutility from

$$\sum_{m \neq L, H} \Pr(m)D(r(m)) + \Pr(L)D(r(L)) + \Pr(H)D(r(H))$$

to

$$\sum_{m \neq L, H} \Pr(m)D(r(m)) + \Pr(L')D(r(L')) + \Pr(H')D(r(H')).$$

If a policy includes two messages L and H that induce posterior expectations $\sum_{i=1}^{n-1} \tau^i \leq r(L)$ and $\sum_{i=1}^n \tau^i < r(H)$ then expected disutility can be lowered if the two messages L and H are replaced with messages L' and H' that are such that $r(L') = r(L)$ and $\sum_{i=1}^n \tau^i = r(H')$. The straight Line that connects the points $(r(L'), D(r(L')))$ and $(r(H'), D(r(H')))$ still lies strictly below the straight line that connects the points $(r(L), D(r(L)))$ and $(r(H), D(r(H)))$. Therefore, performance of this replacement of messages also decreases expected social disutility as before.

It follows that it is enough to send only two messages L and H in the optimal solution such that $r(H) = \sum_{i=1}^n \tau^i$ if this is possible given the distribution of resources and $r(L) \geq \sum_{i=1}^{n-1} \tau^i$. The step structure of the function $D(r)$ implies that if the distribution of resources does not allow to set $r(H) = \sum_{i=1}^n \tau^i$ then persuasion is unhelpful and no messages should be sent. It also implies that $r(L)$ should be set equal to $\sum_{i=1}^{n-1} \tau^i$ if this is possible given the distribution of resources, and as low as possible otherwise. ■

Figure 2 below shows that setting $r(H) = \sum_{i=1}^n \tau^i$ if possible, and setting $r(L)$ as low as possible but not below $\sum_{i=1}^{n-1} \tau^i$ decreases expected social disutility. It also illustrates the reason that if it is impossible to set $r(H) = \sum_{i=1}^n \tau^i$ then persuasion is ineffective.

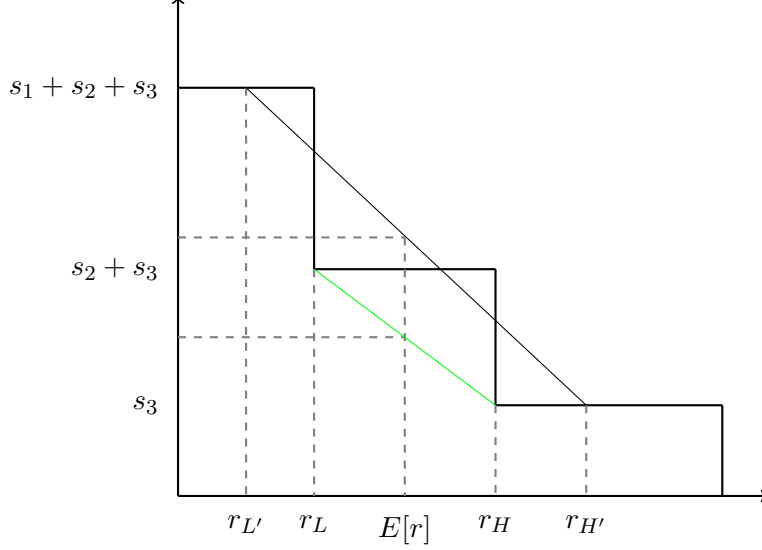


Figure 3: Optimal solution in the monotone case (the Green line generated by optimal messages L and H lies below the Black line generated by messages L' and H')

The fact that $r(L)$ should be set as low as possible given the distribution of resources, but not below $\sum_{i=1}^{n-1} \tau^i$, raises the question of whether it may be beneficial to destroy resources in order to set $r(L) = \sum_{i=1}^{n-1} \tau^i$ when this is impossible given the distribution of resources. The answer to this question is, not surprisingly, negative.¹⁷

As illustrated by Figure 2 and elaborated further in the next section, when the message L induces a posterior expectation $r(L) > \sum_{i=1}^{n-1} \tau^i$ the convexification of the function $D(r)$ is partial. The next proposition characterizes the distribution of resources that permit complete convexification of the disutility function $D(a)$ in the monotone case.

Proposition 4. *If $r_1 \leq \sum_{i=0}^m \tau^i \leq E[r] < \sum_{i=0}^{m+1} \tau^i \leq r_K$ for some $m \leq n-1$ then it is possible to achieve full convexification ($a|H = \sum_{i=0}^{m+1} \tau^i$ and $a|L = \sum_{i=0}^m \tau^i$) provided that*

$$\sum_{i=0}^m \tau^i \geq \frac{\sum_{k=0}^{k'-1} \pi_k r_k + (1-p)\pi_{k'} r_{k'}}{\sum_{k=0}^{k'-1} \pi_k + (1-p)\pi_{k'}}$$

¹⁷Suppose then that $r(L)$ is optimally set at a continuity point of $D(r)$. Decreasing it further necessitates the destruction of resources. We show that such destruction of resources is inefficient.

The equation of the line that connects the points $(r(L), D(r(L)))$ and $(r(H), D(r(H)))$ is:

$$y = \frac{D(r(H)) - D(r(L))}{r(H) - r(L)} \cdot x + D(r(L)) - \frac{D(r(H)) - D(r(L))}{r(H) - r(L)} \cdot r(L).$$

If $r(L)$ is lowered by a small $\varepsilon > 0$, then the expected amount of resources decreases from r to $r - \varepsilon \Pr(L)$ and the line of expected disutility connects the two points: $(r(L) - \varepsilon, D(r(L)))$ and $(r(H), D(r(H)))$ is:

$$y = \frac{D(r(H)) - D(r(L))}{r(H) - r(L) + \varepsilon} \cdot x + D(r(L)) - \frac{D(r(H)) - D(r(L))}{r(H) - r(L) + \varepsilon} \cdot (r(L) - \varepsilon).$$

Algebraic manipulation shows that the height of the former line at the point where $x = r$ is equal to the height of the second line at the point where $x = r - \varepsilon \Pr(L)$. It follows that the destruction of resources does not lower expected disutility.

where $k' \in \{1, \dots, K\}$ and $p \in [0, 1)$ are the unique solution to:

$$\sum_{i=0}^{m+1} \tau^i = \frac{\sum_{k=k'+1}^K \pi_k r_k + p \pi_{k'} r_{k'}}{\sum_{k=k'+1}^K \pi_k + p \pi_{k'}}.$$

Otherwise, convexification is partial, either $r(H) = \sum_{i=0}^{m+1} \tau^i$ but $r(L) > \sum_{i=0}^m \tau^i$, or persuasion is altogether unhelpful.

Proposition 4 is a corollary of Lemma 3 in the previous section.

6 Constrained Convexification

In this section we extend the analysis performed in the previous section for the monotone case to the general case. We explain the sense in which the problem is a constrained convexification problem, and characterize the number of messages needed for the optimal solution. However, we cannot provide an explicit solution of the problem like in the monotone case.

Devoting all the available resources to deterrence on the set of neighbourhoods $S \subseteq \{1, \dots, N\}$ with no messages produces a non-increasing step-function disutility:

$$D_S(r) = \begin{cases} \sum_{i \in \{1, \dots, N\}} s^i & \text{if } r < \sum_{i \in S} \tau^i \\ \sum_{i \in \{1, \dots, N\} \setminus S} s^i & \text{if } \sum_{i \in S} \tau^i \leq r \end{cases}$$

that maps the amount of available expected resources a into disutility.

It follows that the minimal disutility that can be achieved without persuasion, or without sending any messages, is given by the following non-increasing step-function:

$$D(r) = \min_{S \subseteq \{1, \dots, N\}} D_S(r).$$

In the monotone case, the steps defined by the disutility function $D(r)$ became longer and lower, but this is not necessarily the case generally.

Define the convexification of $D(r)$ from below as

$$\text{conv } D(r) \equiv \max \tilde{D}(r)$$

where the maximum is taken over all convex functions $\tilde{D}(r) \leq D(r)$ for all $r \geq 0$. The convexification of $D(r)$ is a piecewise linear, monotone nonincreasing, convex function. The functions $\text{conv } D(r)$ and $D(r)$ coincide on points $r \geq \sum_{i=1}^N \tau^i$. Denote the points on which $\text{conv } D(r)$ and $D(r)$ coincide in the interval $\left[0, \sum_{i=1}^N \tau^i\right]$ by $r_{[0]}, r_{[1]}, \dots, r_{[l]}$, where $0 = r_{[0]} < r_{[1]} < \dots < r_{[l]} = \sum_{i=1}^N \tau^i$. Each pair of consecutive points $r_{[l]}, r_{[l+1]}$ defines a linear segment of the function $\text{conv } D(r)$. There is a finite number of such points because each such point must be a discontinuity point of the function $D(r)$ and there is only a finite number of such discontinuity points. The *number of steps* of the function $D(r)$ in any segment $[r_{[l]}, r_{[l+1]}]$ is given by the number of discontinuity points of $D(r)$ in the segment $[r_{[l]}, r_{[l+1]}]$. See Figure 4 below.

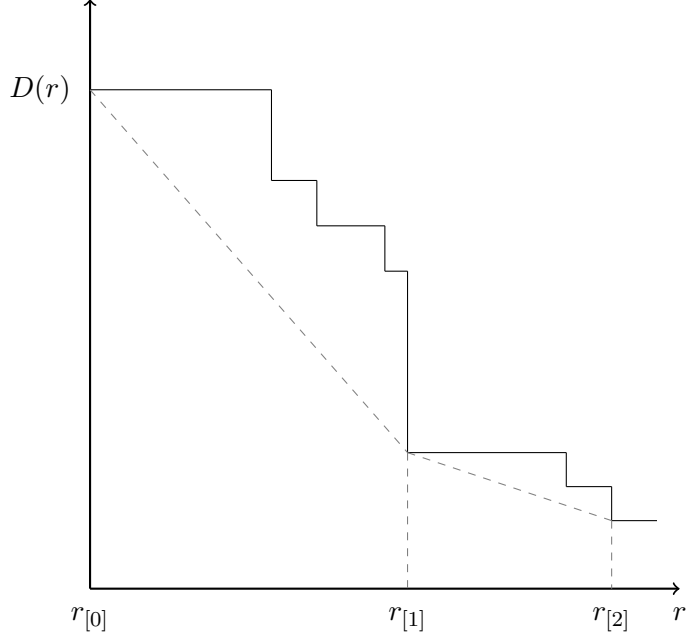


Figure 4: The functions $D(r)$ and $\text{conv } D(r)$ in the general case

If the distribution of resources imposed no constraints over the distribution of the posterior expectations $\{r(m)\}$, except of course for the requirement that resources add up, or that

$$\sum_{m=1}^M r(m) \cdot \Pr(m) = E[r]$$

then the optimal solution could have been obtained as the solution to the following (unconstrained) convexification problem

$$\min_{\{\Pr(m)\}, \{r(m)\}} \left\{ \sum_{m=1}^M \Pr(m) D(r(m)) : \sum_{m=1}^M \Pr(m) = 1, \sum_{m=1}^M \Pr(m) \cdot r(m) = E[r] \right\}$$

and would have required only two messages. Specifically, as shown in Figure 5 below, the optimal solution would have involved sending only messages L and H with induced posterior beliefs $r(L)$ and $r(H)$ that are equal to the consecutive two coincidence points that are such that $r[l] < E[r] < r[l+1]$,¹⁸ with probabilities $\Pr(H)$ and $\Pr(L) = 1 - \Pr(H)$ that are such that $\Pr(L) \cdot r(L) + \Pr(H) \cdot r(H) = E[r]$.

¹⁸If $E[r]$ is equal to one of the coincidence points, then the optimal solution requires just one, or no messages at all.

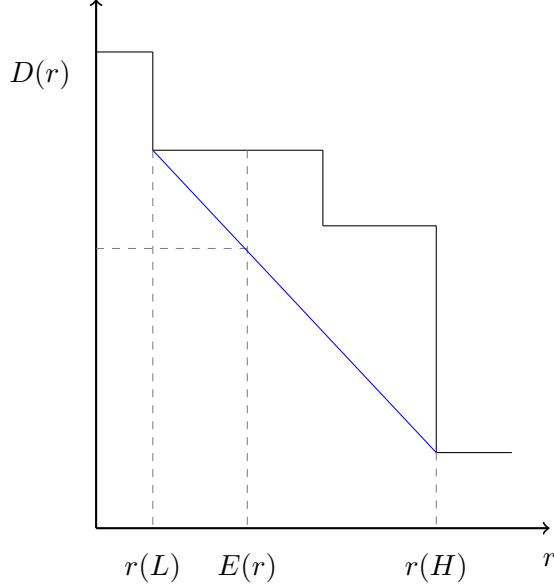


Figure 5: Optimal solution in the unconstrained case involves only two messages

However, the distribution of resources imposes restrictions on the set of posterior expectations $\{r(m)\}$ that have to be taken into account. These restrictions imply that the problem is given by the following constrained convexification problem

$$\min_{\{\Pr(m)\}, \{r(m)\}} \left\{ \sum_{m=1}^M \Pr(m) D(r(m)) : \sum_{m=1}^M \Pr(m) = 1, \sum_{m=1}^M \Pr(m) \cdot r(m) = E[r] \right\}$$

subject to the constraint that there exists an assignment of probabilities $\{p_k(m)\}$ that induces the set of posterior expectations $\{r(m)\}$, or such that

$$r(m) = a(m) = \sum_{i=1}^n a^i(m) = \sum_{k=1}^K a_k^i(m) \Pr(k|m)$$

where each conditional probability $\Pr(k|m)$ can be expressed in terms of the probabilities $\{p_k(m)\}$ using Bayes Rule as in (2).

The restrictions that the distribution of resources imposes on the set of posterior expectations $\{r(m)\}$ implies that sometimes three or more messages may generate a lower value of the objective function than just two messages. The next example describes a situation in which three messages are better than two. Similar examples may be constructed in which four messages are better than three and two, five are better than four, three and two, etc.

Example 4. A city has two neighborhoods with the thresholds $\tau^1 = \frac{1}{2}$ and $\tau^2 = 1$ and social disutilities $s^1 = \frac{1}{4}$ and $s^2 = 1$. There are three states, with resources $r_1 = 0$, $r_2 = \frac{1}{2}$ and $r_3 = 1$, and probabilities $\pi_1 = \frac{1}{4}$, $\pi_2 = \frac{1}{2}$ and $\pi_3 = \frac{1}{4}$, respectively. Clearly, as shown by Figure 6 below, optimal deterrence with two messages L and H (such that $r(L) < r(H)$) requires that $r(H) = 1$ and $r(L)$ is set as low as possible, which in this case implies $r(L) = \frac{1}{3}$, $\Pr(L) = \frac{3}{4}$ and $\Pr(H) = \frac{1}{4}$. The value of the objective function in this case is $\frac{3}{4} \cdot \frac{5}{4} + \frac{1}{4} \cdot \frac{1}{4} = 1$. This is also the value of the objective function with no

messages at all or just one message. But with three messages that reveal the state of the world, the expected value of the objective function is $\frac{1}{4} \cdot \frac{5}{4} + \frac{1}{2} \cdot 1 + \frac{1}{4} \cdot \frac{1}{4} = \frac{7}{8} < 1$.

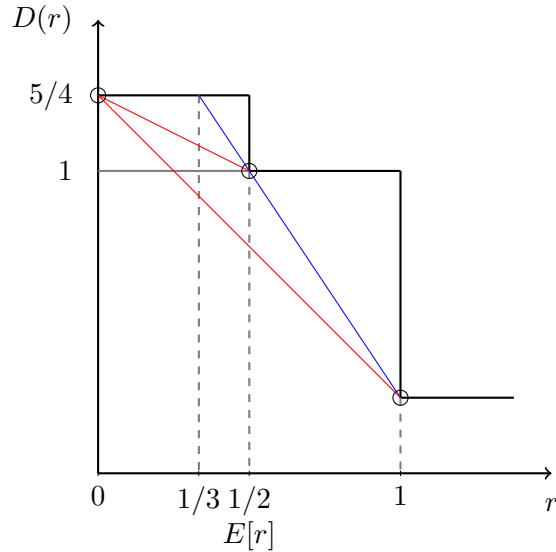


Figure 6: Three messages are better than two

The next theorem bounds the maximum number of messages needed in order to implement the optimal solution.

Proposition 5. *Suppose that the expected amount of resources $E[r]$ is an interior point of the segment $[r_{[l]}, r_{[l+1]}]$. Then, the number of messages needed in order to obtain the optimal solution is no more than the number of steps of the function $D(r)$ in the segment $[r_{[l]}, r_{[l+1]}]$ plus one. If the expected amount of resources coincides with one of the points $r_{[0]}, r_{[1]}, \dots, r_{[I]}$, then no messages or just one message is needed for the optimal solution.*

Proof. Suppose that the expected amount of resources $E[r]$ is an interior point of some segment $[r_{[l]}, r_{[l+1]}]$. An identical argument to the one used in the proof of Proposition 3 shows that no loss of generality is implied by restricting attention to a set of messages that induce posterior expectations that lie in the interval $[r_{[l]}, r_{[l+1]}]$. This is because any two messages L and H that induce posterior expectations $r(L) < r_{[l]} < r_{[l+1]} < r(H)$, can be replaced by two messages L' and H' that are such that $r(L') = r_{[l]}$ and $r(H') = r_{[l+1]}$ without affecting the probabilities of the other messages or their posterior expectations in a way that decreases expected disutility. And any two messages L and H that induce posterior expectations $r_{[l]} \leq r(L)$ and $r_{[l+1]} < r(H)$ can be replaced by two messages L' and H' that are such that $r(L') = r(L)$ and $r(H') = r_{[l+1]}$ without affecting the probabilities of the other messages or their posterior expectations in a way that decreases expected disutility. A similar argument shows that any two messages L and H that induce posterior expectations $r(L) < r_{[l]}$ and $r(H) \leq r_{[l+1]}$ can be replaced by two messages L' and H' that are such that $r(L') = r_{[l]}$ and $r(H') = r(H)$ without affecting the probabilities of the other messages or their posterior expectations in a way that decreases expected disutility.

There is no need to send two messages that induce the same posterior expectation because any such two messages m_i and m_j can be combined into one message that is sent with probability $\Pr(m_i) + \Pr(m_j)$ and induces the same expected posterior as $r(m_i) = r(m_j)$ without affecting any other probabilities or posterior expectations.

Finally, if the expected amount of resources coincides with one of the points $r_{[0]}, r_{[1]}, \dots, r_{[I]}$, then no messages or just one message is needed for the optimal solution because as implied by the preceding discussion, it is impossible to obtain a value of the objective function that lies below $\text{conv } D(r)$. ■

As in the monotone case, the convexification of the function $D(r)$ may be incomplete in the sense that the optimal solution may lie strictly above the function $\text{conv } D(r)$.

7 Endogenous Distribution of Resources & Deterrence over Time

It is possible to endogenize the prior distribution over the amount of available resources in the following way. Suppose that the city employs K inspectors. Each inspector is allocated to a specific day and time, or to several time slots, depending on how many hours he is required to work per day or week. Each inspector shows up to each assigned time slot with probability $1 - \varepsilon$, independently across the different inspectors.

Any assignment of inspectors to time slots generates a prior distribution of resources available in each time slot. It is then possible to optimize over these prior distributions, given that in each time slot, the city allocates the available resources and disseminates information optimally, as described above. The solution of such a problem provides a theory of enforcement operations.

It is also interesting to explore the allocation of enforcement resources over time. Cyclical allocations, where the same distributions are repeated on a daily, weekly or monthly basis can be addressed along the lines described above. Another possibility where the state of the world evolves according to a Markov process. Renault et al. (2016) and Ely (2017) provide solutions of related problems. We are hopeful that the methods they developed can be used to solve the dynamic version of the problem presented here as well.

8 Conclusion

In practice, people are probably less than fully Bayesian rational, and certainly, probably not as Bayesian rational as assumed in this paper. However, people in practice definitely respond to messages, even if they don't understand exactly what they mean in terms of implied levels of expected enforcement.

A local government who wants to exploit the power of using messages to help regulate behavior would probably not do badly by ensuring that the messages it uses are Bayesian optimal as described in this paper. The use of any other messages risks squandering the government's credibility or not maximizing the potential for deterrence.

References

- [1] Aumann, R. J., and M. Maschler (1995) *Repeated Games with Incomplete Information*, MIT Press.
- [2] Auman, R.J., and Hart, S. (2003), “Long Cheap Talk,” *Econometrica* 71(6), 1619-1660.
- [3] Becker, G. S. (1968) “Crime and Punishment: An Economic Approach,” *Journal of Political Economy* 76, 169-217.
- [4] Bose, S., and Renou, L. (2014) “Mechanism design with ambiguous communication devices,” *Econometrica* 82, 1853-1872.
- [5] Bergemann, D. and S. Morris (2019) “Information Design: A Unified Perspective,” *Journal of Economic Literature*, forthcoming.
- [6] Best, J. and Quigley D. (2017) “Persuasion for the Long Run,” unpublished manuscript, Oxford University.
- [7] Borel, E. (1921) “La Théorie du Jeu et les Équations Intégrales à Noyau Symétrique,” *Comptes Rendus de l'Académie des Sciences* 173, 1304–1308. Translated by Savage LJ, “The theory of play and integral equations with skew symmetric kernels,” *Econometrica* 21 (1953) 97–100.
- [8] Chalfin, A. and J. McCrary (2017) “Criminal Deterrence: A Review of the Literature.” *Journal of Economic Literature*, forthcoming.
- [9] Crawford, V. and Sobel, J. (1982), “Strategic Information Transmission,” *Econometrica* 50(6), 1431-1451.
- [10] Eeckhout, Jan, Nicola Persico, and Petra E. Todd. (2010). “A Theory of Optimal Random Crackdowns.” *American Economic Review* 100, 1104-35.
- [11] Ely, J. C. (2017) “Beeps,” *American Economic Review* 107, pp. 31-53.
- [12] Forges, F., and Koessler, F. (2005), “Communication equilibria with partially verifiable types,” *Journal of Mathematical Economics* 41(7), 793-811.
- [13] Forges, F., and Koessler, F. (2008), “Long persuasion games,” *Journal of Economic Theory* 143,(1), 1-35.
- [14] Gentzkow, M. and E. Kamenica (2016) “A Rothschild-Stiglitz Approach to Bayesian Persuasion,” *American Economic Review: Papers & Proceedings* 106(5): 597–601.
- [15] Glazer, J., and Rubinstein, A. (2004) “On optimal rules of persuasion,” *Econometrica* 72(6), 1715-1736.
- [16] Hart, S. (2008) “Discrete Colonel Blotto and General Lotto games,” *International Journal of Game Theory* 36: 441–460.
- [17] Kamenica, E. and M. Gentzkow (2011) “Bayesian Persuasion,” *American Economic Review* 101, 2590-2615.
- [18] Kolotilin, A. (2018) “Optimal Information Disclosure: A Linear Programming Approach,” *Theoretical Economics*, 13(2), 607-636.
- [19] Lando, H. and S. Shavell (2004) “The advantage of focusing law enforcement effort,” *International Review of Law and Economics* 24, 209-218.

- [20] Le Treust, M. and T. Tomala (2017) “Persuasion with limited communication capacity,” unpublished working paper.
- [21] Polinsky M. A. and S. Shavell (2000) “The Economic Theory of Public Enforcement of Law,” *Journal of Economic Literature* 38, 45-76.
- [22] Powell, R. (2007) “Defending against Terrorist Attacks with Limited Resources,” *The American Political Science Review* 101, pp. 527-541.
- [23] Renault, J., E. Solan, and N. Vieille (2016) “Optimal Dynamic Information Provision,” unpublished manuscript.
- [24] Roberson, (2006) “The colonel blotto game,” *Economic Theory* 29: 1–24.
- [25] Rabinovich, Zinovi, Albert Xin Jiang, Manish Jain, Haifeng Xu (2015) “Information Disclosure as a Means to Security,” *Proceedings of the 14th International Conference on Autonomous Agents and Multiagent Systems (AAMAS 2015)*, Bordini, Elkind, Weiss, Yolum (eds.), May 4-8, 2015, Istanbul, Turkey.
- [26] Sobel, J. (2013) “Giving and receiving advice.” Acemoglu, D., Arellano, M., Dekel, E., eds. *Advances in Economics and Econometrics, Tenth World Congress of the Econometric Society*, Cambridge University Press, 305-341.
- [27] Tambe, M. (2011) *Security and Game Theory: Algorithms, Deployed Systems, Lessons Learned*, Cambridge University Press.
- [28] Xu, Haifeng, Rupert Freeman, Vincent Conitzer, Shaddin Dughmi, Milind Tambe (2016) “Signaling in Bayesian Stackelberg Games,” *Proceedings of the 15th International Conference on Autonomous Agents and Multiagent Systems (AAMAS 2016)*, J. Thangarajah, K. Tuyls, C. Jonker, S. Marsella (eds.), May 9-13, 2016, Singapore.